

FAST 3750/2500 ROMA

Direct contacts:

-  +39 335 715 67 77
-  +39 335 732 09 49
-  +39 335 715 19 19
-  +39 335 679 27 71
-  +39 342 543 93 31
-  +49 172 463 27 00

sales@euromecc.com



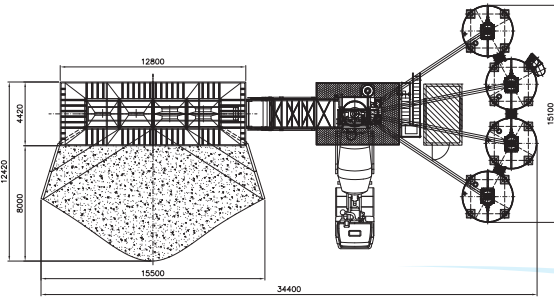
- ✓ Fast installation
- ✓ Modular and pre-cabled units
- ✓ Minimal foundation works
- ✓ Simple and intuitive management



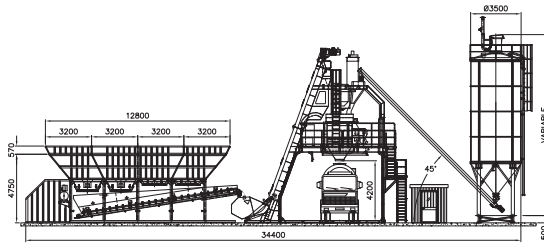
www.euromecc.com

EASY AND FAST TO ASSEMBLE...

Fast 3750/2500 Roma had been designed to meet growing needs of reducing assembling timing at the site. It is composed on units pre-assembled and pre-cabled, allowing to rapidly pass from transport configuration to the working one. The basic structure is positioned on a steel trestle which acts as foundation. The bulkhead (optional) with hinges and entirely closable for transportation on the road, allows a rapid realization of the ramp for the loading of aggregates by excavator. The whole unit is transported on 3 trailers, two of which low-bed, while for silos, completing components and accessories on request additional transports are necessary.



Plant View



Frontal View



1. POSITIONING



2. MIXER LIFTING

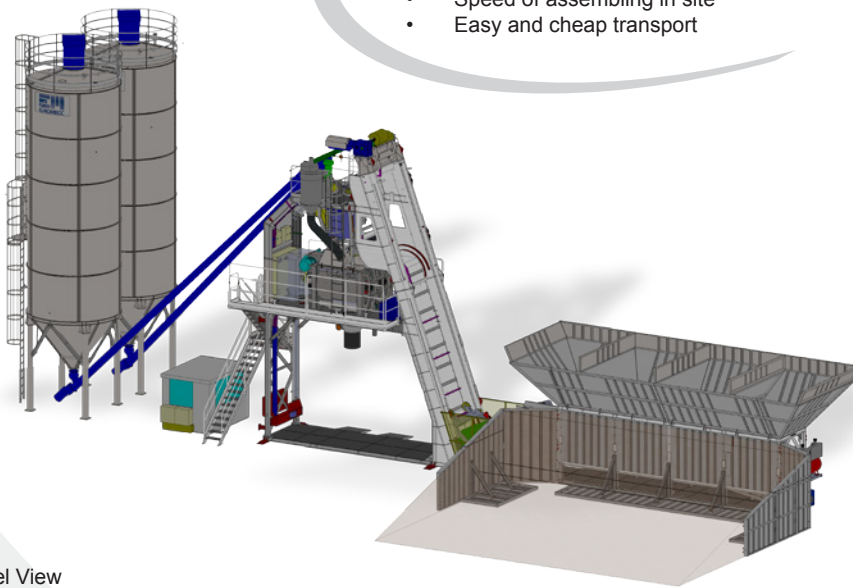


3. SIDEBOARDS OPENING



4. ACCESSORIES ASSEMBLING

- Minimal foundation works
- Possibility of moving the plant from one site to another
- Low maintenance costs
- Saving of space with integrated control cabin
- Pre-cabled and pre-assembled at the workshop
- Speed of assembling in site
- Easy and cheap transport



3d model View

Transport: 4 containers open top 40' + 1 container open top 40' h=2.60 m or 3 low bed trailers (silos not included)

TECHNICAL FEATURES	UM	FAST 3750/2500
Theoretical hourly output	m ³ /h	100*
Aggregate storage	m ³	65 +95
Aggregate storage bins	n°	4
Discharge gates/Pneumatic	n°	6/6
Aggregate weighing hopper	m ³	7
Aggregate weighing system	kg	6000
Cement weighing hopper	m ³	2
Cement weighing system	kg	2000
Water weighing hopper	L	300
Extractor belt with 1000 mm sheet	m ³ /h	520
Skip	L	3750
Twin shaft mixer	L	3750/2500
Air compressor	L	500
Operating voltage	V	400
Operating frequency	Hz	50/60
Absorbed electrical power	hp/kW	238/175
Installed electrical power	hp/kW	272/200**

* mixing time 30"; unloading time 30"
** basic version and for n.2 silos

All information and data shall be deemed purely indicative

OPTIONAL MANAGEMENT

On customer's request, Euromecc provides a range of accessories to complete the plant. In particular Euromobil Fast 3750/2500 can be equipped with the following accessories:

1. Winch for electrical opening of the woven-wire
2. Washing system for the mixer
3. Washing system for mixer
4. Microwave probes
5. Stainless steel additives dosing system
6. Dust filtering system
7. Air-conditioned control cabin
8. Automation on PC
9. Winter or Summer configuration
10. Bulkheads for the loading ramp
11. Mobile concrete foundations.



The management of the plant is done through a control system which manages, automatically, the whole production cycle through a software easy, intuitive and completely adaptable to the user. The PC program can be provided in the main languages. The management system is equipped with all the parameters and functions in order to satisfy all customer's requirements and to improve the plant performance. The operation of the plant is represented with a coloured graphic on the monitor, also indicating all managed components.



www.euromecc.com